

FEATURES & SPECIFICATIONS

INTENDED USE — Provides minimum of 90 minutes of illumination for rated wattage upon loss of AC power. Unique design for heavy and demanding industrial applications such as manufacturing plants, refineries, chemical plants, wastewater treatment facilities, food processing facilities, breweries, loading docks, and other applications subject to wash-down or industrial conditions. Superior performance lamp heads are ideal for higher mounting heights.

CONSTRUCTION — U.S. Patent No. D505,222 - Design patent. Rugged, heavy-duty, polycarbonate clear housing lens and polycarbonate housing are sealed, gasketed, and corrosion-resistant. Unique vertical orientation is perfect for mounting to a pole, column, wall, I-beam or unistrut. Install with epoxy-coated, corrosion-resistant, 12-gauge steel mounting bracket shipped standard. Conduit entry points located on both sides of unit. U.S. Patent No. 6,135,624 - mounting bracket utility patent. Maintenance is easy with hinged front cover, printed circuit board mounting shelf and battery belt.

OPTICS — U.S. Patent No. 6,193,395 - lamp head utility patent. Available with 5W linear pattern LED lamps from 6V to 12V. Standard lamp is 18W incandescent for 24V. Composite lamps feature unique field adjustable beam spread (by turning lamp bezel).

ELECTRICAL — Dual voltage input capacity (120/277V).

Brownout protection is a standard feature of self-diagnostics.

AC/LVD reset prevents battery damage from deep discharge.

Current limiting charger.

Thermal protection prevents overheating and charger failure.

Thermal compensation provides optimum charge voltage relative to ambient temperature.

Battery: Sealed, maintenance-free, lead-acid (SLA) battery (standard) with capacity of 100W for 90 minutes of emergency operation of 6V, 12V or 24V units. Premium option package offers high-temperature batteries (INDX618, INDX1236, INDX12100 only). UL listed from 32° F to 131° F (0° C to 55° C).

Low-voltage disconnect prevents excessively deep discharge that can permanently damage battery.

Diagnostics: (US Patent No. 6,502,044). Single multi-color LED indicator displays two-state charging, test activation and three-state diagnostic status. Test switch provides manual activation of 30-second diagnostic testing for on-demand visual inspection. Self-diagnostic testing for five minutes every 30 days and 30 mins every 6 months. Diagnostic evaluation of LED light source, AC to DC transfer, charging and battery condition. Continuously monitors AC functionality. Load-learning capability self-calibrates to DC load at first test, enabling it to detect a lamp failure on future tests. It may be recalibrated at any time by holding down the test switch for 15 seconds.

INSTALLATION — Wall and pole mounting standard (12-gauge steel mounting bracket included). Other mounting options available for ceiling mount or I-Beam mounting (see accessories).

LISTINGS — UL Listed. Meets UL 924, UL50, NFPA 101 (current Life Safety Code), NFPA 70-NEC, and OSHA

Catalog Number
Notes
Type



INDX (with high performance LEDs)

i INDURA
NEMA 4X Emergency Lighting Unit

INDX

6, 12 or 24 Volts
Sealed Lead-Acid (SLA) or Ni-Cad Battery



illumination standards. Wet, NEMA 4, 4X rated. IP66 and NSF Listed. Meets all applicable FCC requirements.

WARRANTY — 3-year limited warranty. (Battery is prorated. 5-year prorated warranty on ni-cad batteries.) Complete warranty terms located at:

www.acuitybrands.com/CustomerResources/Terms_and_conditions.aspx

Note: Actual performance may differ as a result of end-user environment and application. All values are design or typical values, measured under laboratory conditions at 25°C. Specifications subject to change without notice.

ORDERING INFORMATION

For shortest lead times, configure product using standard options (**shown in bold**).

Example: INDX618 LP05VS

Series	Housing color	Lamp type (2 heads)	Options
6 Volts INDX618 18W ^{1,2} INDX654 54W ³ INDX6100 100W	(blank) Gray W White	<u>LT24 LED</u> LP05VS Linear pattern 5W voltage-sensing 6V to 12V (not available with 24V)	(blank) UL listed to 4X standards. For 50° F to 104° F (10° C to 40° C). XTRA Extra package features remote test and time delay. UL listed for 50° F to 104° F (10° C to 40° C). ⁵ SEL Select package features self-diagnostics, time delay, and audible failure indication. UL listed for 50° F to 104° F (10° C to 40° C). PREM Premium package features high-temperature ni-cad battery (INDX618 and INDX1236 only) or high-temperature lead-acid battery (INDX12100 only), self-diagnostics, time delay, audible failure indication. UL listed for 32° F to 131° F (0° C to 55° C). ⁶
12 Volts INDX1236 36W ³ INDX1254 54W ³ INDX12100 100W ⁴ INDX12125 125W		6 Volts <u>PAR36 Composite</u> H2006 20W/6V halogen	
24 Volts INDX24100 100W		12 Volts <u>PAR36 Composite</u> H2012 20W/12V halogen <u>PAR36 Sealed-Beam</u> H5012S 50W/12V halogen 24 Volts <u>PAR36 Composite</u> (blank) 18W/24V incand. <u>PAR36 Sealed-Beam</u> NS024S 50W/24V incand.	

Accessories: Order as separate catalog number	
ELA RTT	Remote test transmitter (for use with XTRA package, remote test option) (see spec sheet ELA-RTT-BS)
ELA WG4/8	Wireguard (see spec sheet ELA WG)
ELA BS	Banding Strap (see spec sheet ELA-RTT-BS)
ELA INDX CM1	Ceiling mount kit for INDX618 ⁷
ELA INDX CM2	Ceiling mount kit for INDX654/1236/1254 ⁷

NOTES:

- Ceiling-mount installations require ELA INDX CM1.
- INDX618 does not have remote lamp capability.
- Ceiling-mount installations require ELA INDX CM2 mounting kits.
- INDX12100 available with PREM package only.
- Must order a Remote transmitter (ELA RTT) sold separately. One per job required.
- Only available on INDX618, INDX1236 and INDX12100.
- For use with standard, XTRA, or SEL only. Not available with PREM, ULT or T20C options. See spec sheet [ELA-IND-PM-CM-RHB-R3](#).

INDX INDURA® NEMA 4X Emergency Lighting Units, 6/12/24 Volts

SPECIFICATIONS

ELECTRICAL: Primary Circuit								
Type	Volts	AC Input Amps ¹	Watts	Output Volts	1-1/2 hrs.	2 hrs.	3 hrs.	4 hrs.
INDX618	120	.093	19.56	6	18	13.5	9	6
	277	.041	19.11					
INDX654	120	.171	20.64	6	54	40	27	20
	277	.073	20.78					
INDX6100	120	.144	20.52	6	100	75	50	37.5
	277	.062	20.22					
INDX1236	120	.174	18.24	12	36	27	18	13
	277	.078	17.73					
INDX1254	120	.174	20.88	12	54	40	27	20
	277	.078	21.61					
INDX12100	120	.160	20.88	12	100	75	50	37.5
	277	.072	20.55					
INDX12125	120	.160	20.88	12	125	93	62	46
	277	.072	20.55					
INDX24100	120	.33	39.6	24	100	75	50	37
	277	.15	41.55					

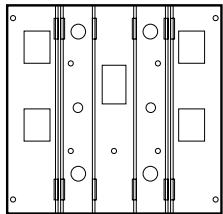
BATTERY

High-Temperature Nickel-Cadmium				
Voltage	Shelf life ²	Typical life ³	Maintenance ⁴	Temperature Range ⁵
6/12	3 yrs.	7-9 yrs.	none	32 ⁰ -131 ⁰ F (0 ⁰ -55 ⁰ C)
Lead-Acid (SLA)				
Voltage	Shelf life ²	Typical life ³	Maintenance ⁴	Temperature Range ⁵
6/12/24	1 yr.	3-5 yrs.	none	50 ⁰ -104 ⁰ F (-10-40 ⁰ C)
High-Temperature Lead-Acid (SLA)				
Voltage	Shelf life ²	Typical life ³	Maintenance ⁴	Temperature Range ⁵
6/12/24	1 yr.	5-7 yrs.	none	32 ⁰ -131 ⁰ F (0 ⁰ -55 ⁰ C)

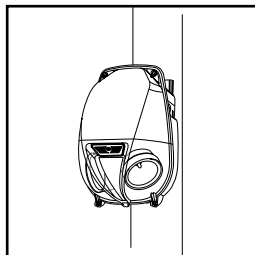
NOTES:

- For ULT option, consult factory for input power factor, if required.
- At 77°F (25°C).
- Based on normal room temperatures and conditions.
- All life safety equipment, including emergency lighting for path of egress must be maintained, serviced, and tested in accordance with all National Fire Protection Association (NFPA) and local codes. Failure to perform the required maintenance, service, or testing could jeopardize the safety of occupants and will void all warranties.
- Optimum ambient temperature range where unit will provide rated capacity for 90 minutes. Higher and lower temperatures affect life and capacity.

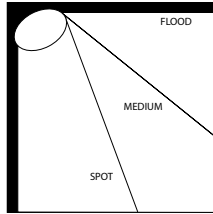
KEY FEATURES



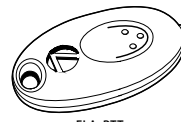
12-gauge epoxy-coated steel mounting bracket included with each unit.



Vertical orientation for pole or column mounting.



Field-adjustable beam pattern for composite lamps.



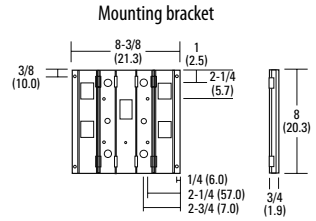
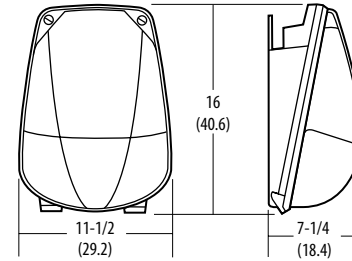
ELA RTT
Order remote transmitter separately.

MOUNTING

All dimensions are inches (centimeters).

Shipping weight:

INDX618 - 16 lbs. (7.3 kgs)	INDX1254 - 20 lbs. (9.1 kgs)
INDX654 - 20 lbs. (9.1 kgs)	INDX12100 - 36.5 lbs. (16.6 kgs)
INDX6100 - 28 lbs. (12.7 kgs)	INDX12125 - 30 lbs. (13.6 kgs)
INDX1236 - 20 lbs. (9.1 kgs)	INDX24100 - 30 lbs. (13.6 kgs)



MULTIPLE UNIT SPACING – WALL-MOUNT

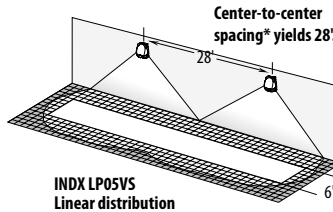
Mounting Height	7.5'	10'	12'	14'	16'	18'	20'
Max Spacing @ 1 FC Avg	37'	42'	40'	33'	27'	23'	18'

* Reference INDX LP05VS (LT24) (LEFT, AIMED IN-30 DEG) and INDX LP05VS (LT24) (RIGHT, AIMED IN-30 DEG) ies files.

**All spacings shown for traditional lamp sources use medium distributions. For additional spacing information, see the complete list of [INDX ies files](#).

***Based upon an average of 337.5 lumens per lamp for a total of 675 delivered lumens. Estimate assumes 12V battery with lamps aimed IN - 30 - DEG.

PERFORMANCE DIAGRAMS



*NOTE: Meets Life Safety Code standard minimum illuminance of 0.1 FC and average illuminance of 1.0 FC. Assumes space of 200'L x 200'W, mounting height: 16', ceiling height: 30', and reflectances: 10/10/10. Analysis based on independently tested photometrics.